

Chemistry

EFFECT OF VITAMINS NICOTINIC ACID, PYRIDOXINE AND Co^{2+} , Mn^{2+} , Cu^{2+} METAL-IONS ON CRITICAL MICELLE CONCENTRATION OF ANIONIC, CATIONIC AND NONIONIC SURFACTANTS IN AQUEOUS SOLUTIONSL. R. HARUTYUNYAN ^{1*}, A. H. GHAZARYAN ^{2,3}, G. G. PETROSYAN ³,
R. P. MKHITARYAN ³, R. S. HARUTYUNYAN ³¹ Chair of Ecological Chemistry YSU, Armenia² Department of Chemistry, Vanadzor State University, Armenia³ Chair of Inorganic and Analytical Chemistry YSU, Armenia

Effect of aqueous soluble vitamins nicotinic acid, pyridoxine and biologically active ions Co^{2+} , Mn^{2+} , Cu^{2+} on critical micelle concentration (cmc) of anionic surfactant sodium pentadecylsulfonate, cationic surfactant cetylpyridinium bromide and nonionic surfactant hexadecylpoly[oxyethylene(20)] alcohol ($\text{C}_{16}\text{A}_{20}$) in aqueous solutions at 303.15 K was studied. It was shown that with increase of vitamins concentration the cmc of studied anionic sodium pentadecylsulfonate increases and cmc of $\text{C}_{16}\text{A}_{20}$ decreases. In the presence of metal-ions cmc of the studied surfactants decreases.

Keywords: micellization, sodium pentadecylsulfonate, cetylpyridinium bromide, hexadecylpoly[oxyethylene(20)] alcohol.

Introduction. Enzymes catalyze a variety of reactions in biofluids, cell metabolism. For catalyzing oxidation-reduction reactions and many types of group transfer processes, enzymes require a cofactor, which may be metal-ion or organic molecule (coenzyme). Vitamins, the essential micronutrients of animal diet, are precursors for various coenzymes [1, 2]. Therefore, these coenzymes are required in almost metabolic pathways [3].

In this paper the effect of vitamins nicotinic acid (NicA), pyridoxine (PO) and metal-ions Co^{2+} , Mn^{2+} , Cu^{2+} on critical micelle concentration (cmc) of sodium pentadecylsulfonate (SPDS), cetylpyridinium bromide (CPBr) and hexadecylpoly[oxyethylene(20)] alcohol ($\text{C}_{16}\text{A}_{20}$) in aqueous solutions at 303.15 K was studied.

Materials and Methods. Anionic surfactant SPDS (“VEB-Leuna”, $\geq 98\%$), cationic surfactants CPBr (“Aldrich”, $\geq 9.5\%$), nonionic surfactant $\text{C}_{16}\text{A}_{20}$ (Shostkinsk, Russia, $\geq 99.0\%$), NicA (“Aldrich”, $\geq 99.5\%$), pyridoxine (“Aldrich”, $\geq 99.5\%$), $\text{MnSO}_4 \cdot 5\text{H}_2\text{O}$, $\text{CuSO}_4 \cdot 5\text{H}_2\text{O}$ and CoCl_2 (“Krasniy Khimik”, S. Peterburg) were used without further purification. All samples were prepared by directly mixing the appropriate amounts of both components using twice-distilled water.

* E-mail: lusinehar@ysu.am

A Conductivity/pH meter Jenway 4330 was used for conductivity measurements at temperature 303.15 K. The temperature was controlled within ± 0.05 K. The determination of cmc for each solvent composition was carried out by plotting conductivity against the total concentration of the surfactant.

Surface tension of solutions was determined using the method of maximum bubble pressure (SITA science line t60). The temperature was controlled within ± 0.1 K. The determination of cmc for each solvent composition at 303.15 K was carried out by plotting surface tension against the logarithm of total concentration of the surfactant. The cmc is defined as the break point on these plots.

Results and Discussion. Experimentally determined values of cmc of SPDS in the presence of studied metal-ions in aqueous solutions are presented in Tab. 1. From the data in Tab. 1 it follows, that with increase of metal-ions concentration the cmc values of SPDS decrease.

Table 1

Critical micelle concentration values of SPDS in the presence of metal-ions in aqueous solution at 303.15 K

$[\text{CuSO}_4] \cdot 10^2, M$	$\text{cmc} \cdot 10^3, M$	$[\text{MnSO}_4] \cdot 10^2, M$	$\text{cmc} \cdot 10^3, M$	$[\text{CoCl}_2] \cdot 10^2, M$	$\text{cmc} \cdot 10^3, M$
0.00	1.60	0.00	1.60	0.00	1.60
0.20	0.95	0.20	0.90	0.20	0.80
0.35	0.60	0.35	0.50	0.35	0.33
0.60	0.35	0.60	0.26	0.60	0.20
1.00	0.22	1.00	0.19	1.00	0.12

It is well known from literature [4], that in the presence of metal-ions cmc of surfactant decreases and that behavior is described by the equation

$$\lg \text{cmc} = \text{const} - K \ln C_i, \quad (1)$$

where C_i is concentration of ions and K is experimentally determined constant.

Based on Tab. 1 data and according to Eq. (1), $\lg \text{cmc} = f(\lg C_i)$ dependences are presented in Fig. 1, which confirms that obtained data are satisfying for Eq. (1).

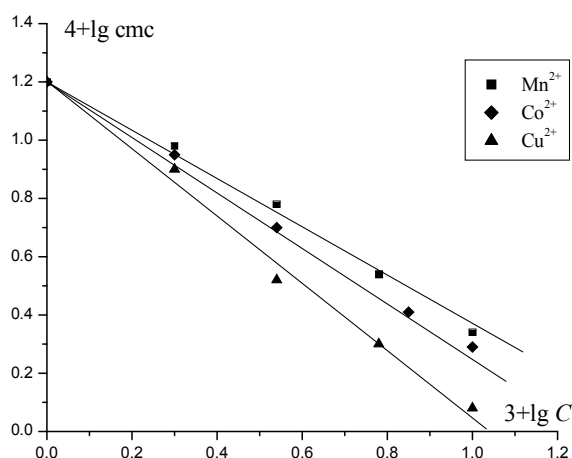
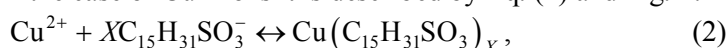


Fig. 1. Dependence of cmc of SPDS vs. metal-ions concentration at 303.15 K.

The decrease of SPDS cmc in the presence of metal-ions (electrolyte) is the result of different factors, acting together. The cmc of ionic surfactant can decrease due to introduction of ions into Stern layer and effect on the summary charge of electrical layer [4–6]. In the presence of electrolytes the hydration degree of surfactant decreases [7, 8], which favors micellization, and the cmc of surfactant also decreases. Electrolytes change the structure of water [9]. If the electrolyte acts as structure-making, the solubility of surfactant decreases and as a result the cmc also decreases. It must be noted that there is a possibility of interaction between metal-ion and SPDS. In the case of Cu^{2+} ions it is described by Eq. (2) and Fig. 2:



where X can be 1 or 2. From Fig. 2 it follows, that X is equal to 2. The generated $\text{Me}(\text{C}_{15}\text{H}_{31}\text{SO}_3)_2$ molecules can interact with SPDS molecules and form mixed micelles. As a result, the surface charge of micelles will be decreased, the micellization will take place easily, and the cmc of anionic surfactant will be decreased.

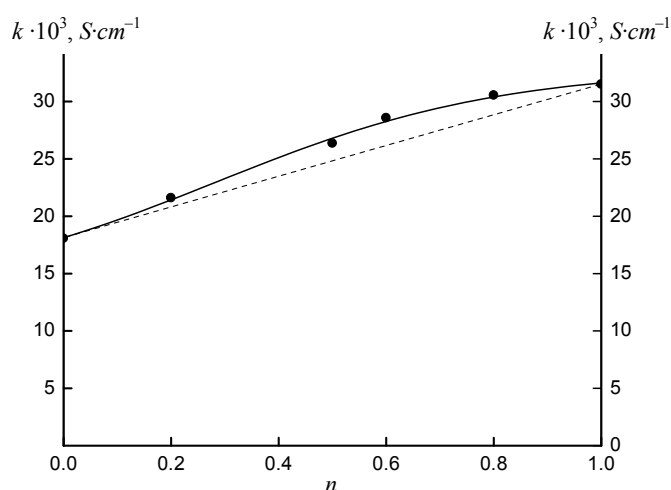


Fig. 2. Plots of conductivity of CuSO_4 -SPDS system vs. molar fraction of CuSO_4 at 303.15 K.

The effect of Ca^{2+} and Mn^{2+} ions on micellization of cationic surfactant CPBr and nonionic surfactant $\text{C}_{16}\text{A}_{20}$ was also studied. In the case of CPBr all the ions of systems studied have the same sign charges and, therefore, the formation of new molecules between metal ions and CPBr is practically impossible. There is only one break point on the isotherms $k = f(C_{\text{CPBr}})$ in the absence of electrolytes which is obtained as cmc of CPBr and in good agreement with literature data ($7.5 \cdot 10^{-4} M$) [10]. But in the presence of electrolytes the second break point is obtained on the isotherms $k = f(C_{\text{CPBr}})$ (Fig. 3), which is cmc_2 [11, 12]. The obtained results of cmc_1 and cmc_2 of CPBr in the presence of studied electrolytes are given in the Tab. 2. It is known from literature that there is possibility for changing micelles' forms from spherical to ellipsoidal in the presence of electrolytes [11] and as a result there are two break points (cmc_1 and cmc_2) on the physicochemical isotherms.

Table 2

The values of cmc_1 and cmc_2 of CPBr in aqueous solutions in the presence of studied electrolytes, $[Electrolyte]=1 \cdot 10^{-3} M$, $T=303.15 K$

	CaCl ₂	MnSO ₄
$cmc_1, 10^{-4} M$	5.25	6.50
$cmc_2, 10^{-4} M$	11.25	10.00

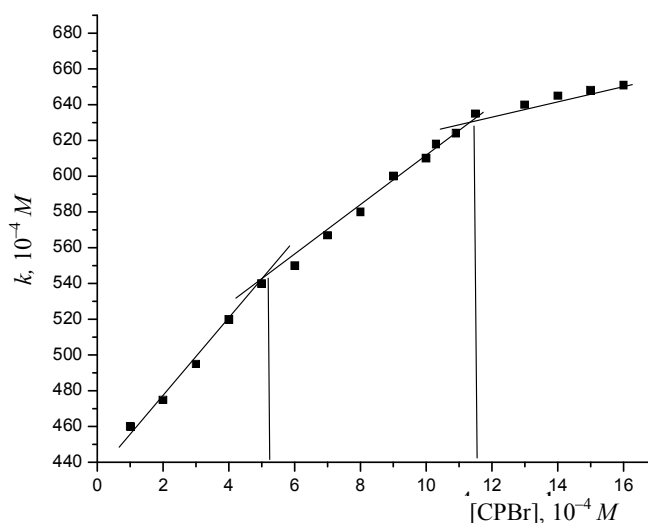


Fig. 3. The isotherms of conductivity of aqueous solutions of CPBr in the presence of Ca^{2+} ion. $[Ca^{2+}]=1 \cdot 10^{-4} M$, $T=303.15 K$.

In the case of $C_{16}A_{20}$ it is obtained that the surface tension of $C_{16}A_{20}$ solutions and the cmc of $C_{16}A_{20}$ in aqueous solutions decrease in the presence of electrolytes (Tab. 3).

Table 3

The values of cmc and surface tension at cmc of $C_{16}A_{20}$ in aqueous solutions in the presence of studied electrolytes at $303.15 K$, $[Electrolyte]=4 \cdot 10^{-4} M$

	Without electrolyte	CaCl ₂	MnSO ₄
$cmc, 10^{-4} M$	1.99	1.20	1.25
$\gamma_{cmc}, mN \cdot m^{-1}$	46.0	42.5	42.5

Direct interaction between metal ions and cationic surface active cation molecule $C_{16}A_{20}$ in the presence of CPBr and $C_{16}A_{20}$ is impossible, and the decrease of cmc surfactants studied is a result of changes of volumetric properties of solution and reduction of dehydration degree of molecules (ions) of CPBr and $C_{16}A_{20}$. The hydrophobic interactions are enhanced due to reduction of hydration degree of molecules (ions) of CPBr and $C_{16}A_{20}$, which is led to induction of surfactants molecules (ions) ability to associate, and as a result the cmc of studied surfactants decreases. The reduction of surface tension of $C_{16}A_{20}$ solutions is also the result of above studied factors.

From our studies it is obtained, that the used vitamins (NicA, PO) affect the cmc of anionic SPDS and nonionic $C_{16}A_{20}$. The experimentally obtained values of cmc of SPDS and $C_{16}A_{20}$ in the presence of vitamins in aqueous solutions are presented in Tab. 4. From data in Tab. 4 it follows, that the values of cmc SPDS in the presence of NicA–PO increased. Thus, NicA–PO is acting as a cosolvent and also as a structure-breaking solute. In micellar solutions structure-breaking solutes are known to lower the hydrophobic effect, which is considered to be the driving force of micellization [13–17]. From Tab. 4 it also follows, that the cmc values of $C_{16}A_{20}$ are decreased in the presence of NicA–PO (Tab. 4). The cmc lowering of the $C_{16}A_{20}$ by addition of NicA–PO may be a result of solubilization of NicA–PO in micelle [18–20]. The values of surface tension at cmc of $C_{16}A_{20}$ are also presented in Tab. 4, and show that the surface activity of $C_{16}A_{20}$ –vitamin–water systems are enhanced in the presence of vitamins. It is suggested the degree of hydrophobicity of $C_{16}A_{20}$ –vitamin–water systems are enhanced in the presence of vitamins, which leads to enhance the $C_{16}A_{20}$ solubility, and as a result the transfer of molecules (ions) of $C_{16}A_{20}$ from bulk phase to surface becomes easier and the surface tension of $C_{16}A_{20}$ –vitamin–water systems decreases.

Table 4

Values of cmc of SPDS and $C_{16}A_{20}$ and surface tension at cmc of $C_{16}A_{20}$ aqueous solutions in the presence of NicA and PO in aqueous solutions at 303.15 K

$C_{vit}, 10^{-2} M$	NicA		PO	
	cmc of SPDS, $10^{-3} M$			
0.00	1.59		1.59	
1.00	1.63		1.83	
2.00	1.68		2.39	
4.00	1.89		3.31	
8.00	2.30		5.57	
	cmc of $C_{16}A_{20}$, $10^{-4} M$	γ_{cmc} , $mN \cdot m^{-1}$	cmc of $C_{16}A_{20}$, $10^{-4} M$	γ_{cmc} , $mN \cdot m^{-1}$
0.00	1.99	46.0	1.99	46.0
0.25	1.60	45.0	2.00	45.5
0.50	1.58	40.0	2.25	42.5
1.00	1.25	38.0	2.60	40.0

Received 06.03.2015

REFERENCES

1. **Kundu A., Kishore N.** Apparent Molar Heat Capacities and Apparent Molar Volumes of Aqueous Nicotinamide at Different Temperatures. // *J. Solution Chem.*, 2003, v. 32, p. 703–717.
2. **Banipal T.S., Singh H., Banipal P.K., Singh V.** Volumetric and Viscometric Studies on L-Ascorbic Acid, Nicotinic Acid, Thiamine Hydrochloride and Pyridoxine Hydrochloride in Water at Temperatures (288.15–318.15 K) and at Atmospheric Pressure. // *Thermochim. Acta*, 2013, v. 553, p. 31–39.
3. **Ayranci G., Sahin M., Ayranci E.** Volumetric Properties of Ascorbic Acid (Vitamin C) and Thiamine Hydrochloride (Vitamin B₁) in Dilute HCl and in Aqueous NaCl Solutions at (283.15, 293.15, 303.15, 308.15 and 313.15 K). // *J. Chem. Thermodyn.*, 2007, v. 39, p. 1620–1631.
4. **Shinoda K., Nakagawa T., Tamamushi B., Isemura T.** Colloidal Surfactants. Some Physicochemical Properties. New York and London: Academic Press, 1963, 316 p.

5. **Witte P.M., Engberts J.B.F.N.** Micelle-Polymer Complexes Aggregation Numbers, Micellar Rate Effects and Factors Determining the Complexion Process. // *Colloids Surfaces A*, 1989, v. 36, № 4, p. 417–426.
6. **Stigter D.** Micelle Formation by Ionic Surfactants. IV. Electrostatic Hydrophobic Free Energy from Stern-Gouy Ionic Double Layer. // *J. Phys. Chem.*, 1975, v. 79, № 10, p. 1015–1022.
7. **Volkov V.A., Vins V.G., Rodionov R.V.** Effect of Cations on Micellization of Alkylsulfates in Aqueous Solutions. // *Izv. Vuzov (Chemistry and Chem. Technology)*, 1975, v. 18, № 6, p. 983–986 (in Russian).
8. **Volkov V.A.** Hydration of Nonionic Surfactants and Micellization in Their Aqueous Solutions. // *Colloid J.*, 1976, v. 38, № 1, p. 135–136 (in Russian).
9. **Fialkov Y.Y., Gitomirskiy A.N., Tarasenko Y.A.** Physical Chemistry of Non Aqueous Liquids. L.: Khimiya, 1973, 376 p. (in Russian).
10. **Bakshi M.S., Kaur G.** Mixed Micelles of Hexadecylpyridinium Bromide + Tetradecyltrimethylammonium Bromide in Aqueous Glycol Oligomers. // *J. Surf. Deterg.*, 2000, v. 3, p. 159–166.
11. **Serdyuk A.I., Kucher R.V.** Micellar Transitions in Solutions of Surfactants. K.: Naukova Dumka, 1987 (in Russian).
12. **Harutyunyan R.S., Kawass Kh., Khachatryan A.S., Nersisyan K.A., Babakhanyan A.V., Beylerian N.M.** Physical and Chemical properties of Alkyloxycarbonylmethyl-(dimethyl)-(4-phenyl-2,3-dichloro-2-butenyl)ammonium Chlorides. // *Armenian Chem. J.*, 1990, v. 43, № 8, p. 532–537 (in Russian).
13. **Roy M.N., Das R.K., Bhattacharjee A.** Apparent Molar Volume, Viscosity B-coefficient and Adiabatic Compressibility of Tetrabutylammonium Bromide in Aqueous Ascorbic Acid Solutions at $T=298.15, 308.15$ and 318.15 K. // *Russian J. Physical Chem. A*, 2010, v. 84, p. 2201–2210.
14. **Graciani M., Munoz M., Rodriguez A., Moya M.L.** Water–N,N-Dimethylformamide Alkyltrimethylammonium Bromide Micellar Solutions: Thermodynamic, Structural and Kinetic Studies. // *Langmuir*, 2005, v. 21, p. 3303–3310.
15. **Mehta S.K., Chaudhary S., Bhasin K.K., Kumar R., Aratono M.** Conductometric and Spectroscopic Studies of Sodium Dodecyl Sulfate in Aqueous Media in the Presence of Organic Chalcofen. // *Colloid Surf. A: Physicochem. Eng. Asp.*, 2007, v. 304, p. 88–95.
16. **Chauhan M.S., Kumar G., Kumar A., Sharma K., Chauhan S.** Conductance and Viscosity Studies of Sodium Dodecylsulfate in Aqueous Solutions of Dimethylsulfoxide and Methanol. // *Colloid Surf. A: Physicochem. Eng. Asp.*, 2001, v. 180, p. 111–119.
17. **Harutyunyan L.R., Lachinyan M.L., Harutyunyan R.S.** Effect of Ascorbic Acid on the Colloidal and Micellar Properties of Anionic, Cationic and Nonionic Surfactants: Conductivity, Volumetric, Viscometric and Fluorescence Study. // *J. Chem. Eng. Data*, 2013, v. 58, № 11, p. 2998–3008.
18. **Chauhan M.S., Kumar G., Kumar A., Chauhan S.** Micellization of Ionic Surfactants in Aqueous-Rich Region of Organic Solvents: A Conductometric Study of Micellization Behaviour of Sodium Dodecylsulfate in Aqueous-Rich Region of 1-BuOH, 2-BuOH, t-BuOH at Different Temperatures. // *Colloid Surf. A: Physicochem. Eng. Asp.*, 2000, v. 166, p. 51–57.
19. **Turner D., Gracie K., Taylor T., Palepu R.** Micellar and Thermodynamic Properties of Sodium Dodecyl Sulfate in Binary Aqueous Solutions of Di-, Tri-, and Tetraethylene Glycols. // *J. Colloid Interface Sci.*, 1998, v. 202, p. 359–368.
20. **Dubey N.A.** Conductometric Study of Interaction between Sodium Dodecyl Sulfate and 1-Propanol, 1-Butanol and 1-Hexanol at Different Temperatures. // *J. Surf. Sci. Technol.*, 2008, v. 24, p. 139–148.